



# CitizenObserver and Facebook

## Overview

April, 2009

 Remember Me [Forgot your password?](#)  
Email  Password

**Facebook helps you connect and share with the people in your life.**



**Sign Up**  
It's free and anyone can join

Full Name:   
Your Email:   
New Password:   
I am:    
Birthday:        
Why do I need to provide this?

To create a page for a celebrity, band or business, [click here.](#)

## Facebook: an overview

The screenshot shows a Facebook page for 'CitizenObserver - PD Demo'. The page header includes the Facebook logo, 'Create Your Profile', 'Settings', 'Logout', and a search bar. The page features a profile picture of a police badge with 'POLICE' and '276' on it. The main content area has a 'What's on your mind?' text box and a 'Share' button. Below this are several posts from 'CitizenObserver - PD Demo' with titles like 'Police Investigating Home Invasion' and 'Man Shot Sunday Morning'. The right sidebar contains advertisements for '693' credit score, 'Minneapolis Apartments', and 'Tom Gartner, CFP®'. The bottom of the page shows 'RECENT ACTIVITY' with a post from 'CitizenObserver - PD Demo'.

Facebook is a popular social networking site/tool that gives people the power to share and makes the world more open and connected.

Millions of people use Facebook everyday to keep up with friends, upload an unlimited number of photos, share links and videos, and learn more about the people they meet.

Creating a page for your agency is easy – all you need is an email address and a password.

Below are some examples of how you can utilize your Facebook page to publish your CitizenObserver content.

# 1. RSS Feed of CO Alerts

Using the CO RSS feed of your alerts, you can have a current list of all your alerts displayed on your Facebook page.

## A. Display your alerts on your Facebook Wall.



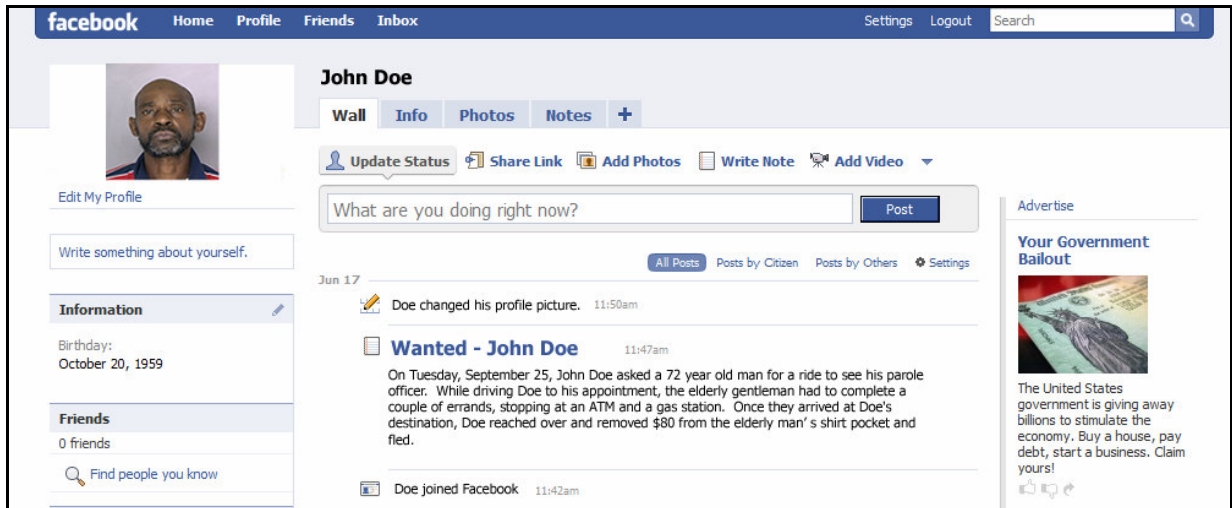
## B. Display your alerts in the Notes section of your Facebook page.



## 2. Create a Facebook page for your “bad guys”

You can create a Facebook page for some of you most wanted criminals.

All you need to do is setup an email “alias” using the name of the criminal for the “alias” ([johndoe@youragency.gov](mailto:johndoe@youragency.gov)). Then you can create a Facebook account using this alias.



You will need to create an email alias for each “bad guy” so you can create a unique Facebook page for each “bad guy.”